

OKLAHOMA 9-1-1

MANAGEMENT

AUTHORITY

Regular Meeting

WILL ROGERS BUILDING ROOM C48
Thursday November 1, 2018 at 1:30 PM



OKLAHOMA 9-1-1 MANAGEMENT AUTHORITY
REGULAR MEETING AGENDA
Thursday November 1, 2018
1:30 PM
Will Rogers Tunnel RM C48
2401 N. Lincoln Blvd.
Oklahoma City, OK 73152

The Board may discuss, vote to approve, vote to disapprove, vote to table, change the sequence of any agenda item, or vote to strike or not discuss any agenda item. Any conflicts of interest on any agenda item must be disclosed prior to discussion of that item and that board member must recuse from voting on it.

1. Call to Order
2. Roll Call
3. Introduction of Board Members and Guests
4. Approval of Meeting Minutes from the October 2018 Regular Meeting.
5. Approval of the October 2018 Financial Report.
6. Recognition of the Operations and Technologist of the Quarter. Presented by the Oklahoma chapter of the Association of Public Communications Officials (APCO) and the Oklahoma Chapter of the National Emergency Number Association.
7. Recognition of William 'Riley' Weatherford for being selected as the logo winner for the State 9-1-1 Management Authority.
8. Discussion and possible action to approve Parts 1 and 2 of the 2019 Registration Form and allow for discussion for part 3 of the Registration Form to be approved at a later date.
9. Discussion and possible action to approve the Scope of Work for the Feasibility Study for statewide NexGen 9-1-1 and possible recommendation for a procurement option.
10. Discussion and possible action to approve 5 (five) eight hour NENA Leadership Training classes to be held in each region of the State including the central region. Cost of each class will be \$3500.00 which includes all materials and travel.
11. Discuss and possible action to approve meeting dates for 2019.
12. Committee Reports:
 - a. Administration Committee
 - b. Technical Committee
 - c. Operations Committee
13. State 9-1-1 Coordinator report to the board (Discussion Only)

Any questions concerning the Oklahoma 9-1-1 Management Authority may be directed to:
Lance Terry, Oklahoma State 911 Coordinator Oklahoma Department of Emergency Management
(405) 521-2481 Lance.Terry@oem.ok.gov

- a. The Office is Currently Working On
 - i. Federal Grant Update
 - ii. Population Model
 - iii. Registration Form
 - iv. Compliance/Grant officer interviews November 14th
 - v. Emergency Communication Districts for Cotton and Nowata (§63-2871 et seq)
 - vi. Planned meeting with Nowata County on November 19th

 - b. Updates from visits to local PSAPS, events and attended meetings
 - i. Oklahoma Public Safety Conference
 - ii. Meeting with AFN Registry (canceled)
 - iii. Meeting with Lincoln County
 - iv. NASNA Conference Kansas City

 - c. Upcoming visits to local PSAPs, events, and attended meetings
 - i. Early Adopter Summit Nov. 5th – 7th
 - ii. Thanksgiving Nov. 22nd
10. Chairman’s comments. (information only, no discussion)
11. Public Comments. (Comments are to be limited to items under the purview of the Oklahoma 9-1-1 Management Authority. Each speaker shall be limited to five minutes. Under Oklahoma Open Meeting laws, the 9-1-1 Management Authority cannot respond to or discuss any public comment not on today’s agenda.)
12. New Business. (Any new business not reasonably foreseen at the time of posting this agenda)
13. Adjournment.

FY2019 CONTINUAL BUDGET

November 1, 2018

REVENUE					
2200-424208	9-1-1 MA Project Annual Income	\$2,206,500.00			
2200-424208	Carry Over from FY2018	\$2,893,521.90			
2200-424208	Up - to - Date Revenue	\$753,613.93	\$190,588.70	\$3,383,280.79	
EXPENDITURES					
ACCOUNT NUMBER	ACCOUNT NAME	FY2018	MONTHLY TOTAL	YEAR to DATE	PERCENTAGE to DATE
SALARIES and BENEFITS					
	Total Salaries and Benefits	\$279,445.00	\$18,522.27	\$67,116.55	24.02%
MAINTENANCE and OPERATIONS					
2000911-531130	Cellular Telephone	\$1,000.00	\$0.00	\$0.00	0.00%
2000911-515660	Training/Travel	\$23,300.00	\$656.25	\$656.25	2.82%
2000911-531260	Professional Memberships	\$1,500.00	\$0.00	\$0.00	0.00%
2000911-522150	Board Liability Insurance / Registration Fees	\$1,700.00	\$0.00	\$0.00	0.00%
2000911-515540	Internal Services	\$19,500.00	\$0.00	\$0.00	0.00%
2000911-531170	Communication & Publications	\$5,000.00	\$0.00	\$0.00	0.00%
2000911-521140	Meeting Facilitation	\$5,000.00	\$0.00	\$0.00	0.00%
2000911-541130	Software Maintenance	\$10,000.00	\$0.00	\$0.00	0.00%
	Subtotal	\$67,000.00	\$0.00	\$0.00	0.00%
<i>The Authority authorizes the accounts listed in 'Salaries and Benefits' and 'Maintenance and Operations' to be expended at the discretion of OEM.</i>					
CAPITAL OUTLAY					
2010911	Administrative Committee				
	Annual PSAP Report	\$50,000.00	\$0.00	\$0.00	0.00%
	Set aside to meet the board goals	\$200,000.00	\$22,055.50	\$22,055.50	11.03%
	Training	\$20,000.00		\$0.00	0.00%
2020911	Technical Committee				
	NexGen 911 Feasibility	\$50,000.00	\$0.00	\$0.00	0.00%
	Set aside to meet the board goals	\$200,000.00	\$0.00	\$0.00	0.00%
	Training Classes	\$20,000.00	\$0.00	\$0.00	0.00%
2030911	Operations Committee				
	Development of Training Standards	\$25,000.00	\$0.00	\$0.00	0.00%
	Set aside to meet the board goals	\$150,000.00	\$0.00	\$0.00	0.00%
	Training Classes	\$50,000.00	\$0.00	\$0.00	0.00%
2000911-554120	State Grants / Federal Grant matchir	\$3,350,000.00	\$0.00	\$0.00	0.00%
TOTAL			\$41,234.02	\$89,828.30	2.66%

DEPOSITS and EXPENSES
October 2018

OKLAHOMA 9-1-1 MANAGEMENT AUTHORITY FY19 DEPOSITS and EXPENSES as of OCTOBER 31, 2018					
DATE of DEPOSIT	DEPOSIT	EXPENSES <small>(Includes Payroll/Fringe)</small>	BALANCE	CASH BALANACE	FY2019 AVG. COLLECTIONS
BEGINNING BALANCE	\$ -	\$ -	\$ -	\$ 2,719,495.16	
July 16, 2018	\$ 188,292.39	\$ -	\$ 2,907,787.55	\$ 2,907,787.55	\$ 188,292.39
July 31, 2018	\$ -	\$ 14,265.65	\$ 2,893,521.90	\$ 2,893,521.90	
August 14, 2018	\$ 185,989.07	\$ -	\$ 3,079,510.97	\$ 3,079,510.97	\$ 187,140.73
August 31, 2018	\$ -	\$ 16,779.56	\$ 3,062,731.41	\$ 3,062,731.41	
September 11, 2018	\$ 188,743.77	\$ -	\$ 3,251,475.18	\$ 3,251,475.18	\$ 187,675.08
September 30, 2018	\$ -	\$ 17,549.07	\$ 3,233,926.11	\$ 3,233,926.11	
October 12, 2018	\$ 190,588.70	\$ -	\$ 3,424,514.81	\$ 3,424,514.81	\$ 188,403.48
October 31, 2018	\$ -	\$ 41,234.02	\$ 3,383,280.79	\$ 3,383,280.79	
TOTAL	\$ 753,613.93	\$ 89,828.30		\$ 3,383,280.79	

WIRELESS REVENUE
Oklahoma Tax Commission
September 2018

PSAP	9/12/2017	10/12/2017	11/12/2017	12/12/2017	2017 TOTALS	8/12/2018	09/12/2018	10/12/2018	2018 TOTALS
Adair Co Trust AUTH	\$10,385.13	\$10,641.22	\$10,692.36	\$10,429.36	\$104,274.18	\$10,761.20	\$10,852.55	\$11,073.96	\$97,810.67
Stillwell Adair Co Try	\$2,490.26	\$2,551.67	\$2,563.93	\$2,500.86	\$25,003.98	\$2,558.66	\$2,580.38	\$2,633.02	\$23,388.13
Westville Adair Co Try	\$1,357.48	\$1,390.96	\$1,397.64	\$1,363.26	\$13,630.09	\$1,033.49	\$1,042.26	\$1,063.52	\$11,654.92
Alfalfa County	\$3,759.46	\$3,852.17	\$3,870.68	\$3,775.48	\$37,747.71	\$3,784.37	\$3,816.50	\$3,894.36	\$35,070.97
Atoka County	\$8,909.13	\$9,128.82	\$9,172.68	\$8,947.07	\$89,454.04	\$9,510.74	\$9,591.47	\$9,787.16	\$84,754.21
Beaver County	\$3,481.67	\$3,567.53	\$3,584.67	\$3,496.50	\$34,958.49	\$3,488.73	\$3,518.35	\$3,590.13	\$32,431.04
Elk City SWORD 911 True	\$11,016.03	\$11,287.68	\$11,341.92	\$11,062.95	\$110,608.87	\$11,352.49	\$11,448.86	\$11,682.44	\$103,563.51
Sayre PD SWORD	\$4,757.05	\$4,874.35	\$4,897.78	\$4,777.31	\$47,764.20	\$4,842.60	\$4,883.71	\$4,983.35	\$44,540.83
Weatherford SWOR 911	\$6,126.26	\$6,277.33	\$6,307.49	\$6,152.35	\$61,512.04	\$6,252.31	\$6,305.38	\$6,434.02	\$57,408.99
Durant Bryan Co	\$29,289.86	\$30,012.13	\$30,156.34	\$29,414.61	\$294,091.27	\$29,674.82	\$29,926.73	\$30,537.29	\$273,815.09
El Reno 911 ACOG	\$21,585.12	\$22,117.39	\$22,223.68	\$21,677.06	\$216,730.14	\$14,913.54	\$15,040.14	\$15,346.99	\$180,719.84
Anadarko PD Caddo Co	\$4,360.73	\$4,468.26	\$4,489.73	\$4,379.30	\$43,784.87	\$4,377.57	\$4,414.73	\$4,504.80	\$40,643.52
Caddo County 911 Comm	\$14,122.37	\$14,470.62	\$14,540.15	\$14,182.52	\$141,798.75	\$14,832.33	\$14,958.25	\$15,263.42	\$133,610.71
Mustang 911 ACOG	\$11,768.54	\$12,058.74	\$12,116.69	\$11,818.66	\$118,164.60	\$13,450.55	\$13,564.73	\$13,841.47	\$114,644.08
Yukon 911 ACOG	\$15,684.19	\$16,070.94	\$16,148.17	\$15,750.99	\$157,480.50	\$22,153.65	\$22,341.72	\$22,797.53	\$165,594.86
Carter County	\$31,521.47	\$32,298.76	\$32,453.97	\$31,655.72	\$316,498.18	\$31,975.89	\$32,247.34	\$32,905.25	\$294,798.74
Cherokee County	\$30,419.56	\$31,169.67	\$31,319.46	\$30,549.11	\$305,434.19	\$31,269.77	\$31,535.23	\$32,178.61	\$285,740.31
Choctaw County	\$9,640.03	\$9,877.74	\$9,925.21	\$9,681.09	\$96,792.82	\$9,711.85	\$9,794.30	\$9,994.12	\$89,953.19
Cimarron County	\$1,458.10	\$1,494.06	\$1,501.24	\$1,464.31	\$14,640.41	\$1,395.75	\$1,407.59	\$1,436.31	\$13,384.10
Moore 911 ACOG	\$36,510.01	\$37,410.31	\$37,590.08	\$36,665.51	\$366,586.74	\$38,092.43	\$38,415.80	\$39,199.56	\$344,652.08
Noble 911 ACOG	\$4,298.38	\$4,404.38	\$4,425.54	\$4,316.69	\$43,158.85	\$4,418.17	\$4,455.68	\$4,546.58	\$40,374.97
Norman 911 ACOG	\$74,084.89	\$75,911.76	\$76,276.54	\$74,400.42	\$743,865.54	\$72,975.92	\$73,595.42	\$75,096.90	\$686,271.11
Cleveland Co 911 ACOG	\$12,845.14	\$13,161.89	\$13,225.14	\$12,899.85	\$128,974.46	\$13,952.38	\$14,070.82	\$14,357.89	\$122,924.80
Coal County	\$3,768.72	\$3,861.66	\$3,880.21	\$3,784.77	\$37,840.69	\$3,733.62	\$3,765.31	\$3,842.13	\$34,975.38
Comanche Co 911	\$79,946.94	\$81,918.36	\$82,312.01	\$80,287.43	\$651,978.08	\$80,526.27	\$81,209.87	\$82,866.70	\$745,952.80
Cotton County	\$3,928.61	\$4,025.48	\$4,044.83	\$3,945.34	\$39,446.06	\$3,899.21	\$3,932.31	\$4,012.53	\$36,480.99
Craig Co 911	\$11,075.29	\$11,348.40	\$11,402.93	\$11,122.46	\$111,203.89	\$11,361.37	\$11,457.82	\$11,691.58	\$103,962.54
City of Bristow	\$5,150.90	\$5,277.91	\$5,303.28	\$5,172.84	\$51,718.71	\$5,256.88	\$5,301.51	\$5,409.67	\$48,268.94
City of Drumright	\$4,095.90	\$4,196.90	\$4,217.07	\$4,113.35	\$41,125.80	\$4,298.26	\$4,334.75	\$4,423.19	\$38,740.28
City of Mannford	\$4,297.15	\$4,403.11	\$4,424.27	\$4,315.45	\$43,146.44	\$4,520.31	\$4,558.69	\$4,651.69	\$40,676.62
City of Sapulpa	\$20,790.02	\$21,302.68	\$21,405.05	\$20,878.56	\$208,746.73	\$21,217.23	\$21,397.35	\$21,833.90	\$194,821.03
Creek County	\$10,707.37	\$10,971.41	\$11,024.13	\$10,752.98	\$107,509.73	\$10,945.82	\$11,038.74	\$11,263.95	\$100,393.44
Clinton PD SWOR	\$9,015.31	\$9,237.61	\$9,282.00	\$9,053.70	\$90,520.13	\$9,157.99	\$9,235.74	\$9,424.16	\$84,352.51
Weatherford PD	\$10,724.66	\$10,989.12	\$11,041.92	\$10,770.33	\$107,683.26	\$11,204.66	\$11,299.78	\$11,530.32	\$101,286.03
City of Grove	\$10,762.31	\$11,027.70	\$11,080.69	\$10,808.15	\$108,061.36	\$10,993.40	\$11,086.72	\$11,312.91	\$100,882.57
Delaware County	\$12,787.73	\$13,103.07	\$13,166.03	\$12,842.20	\$128,398.03	\$12,932.22	\$13,042.00	\$13,308.08	\$119,474.15
Dewey County	\$3,112.51	\$3,189.27	\$3,204.59	\$3,125.77	\$31,251.88	\$3,188.64	\$3,215.71	\$3,281.32	\$29,203.90
Woodward 911 Ellis Co	\$2,624.22	\$2,688.93	\$2,701.85	\$2,635.39	\$26,349.02	\$2,721.70	\$2,744.81	\$2,800.81	\$24,723.20
Enid Garfield	\$39,327.45	\$40,297.23	\$40,490.87	\$39,494.94	\$394,875.83	\$40,768.46	\$41,114.55	\$41,953.36	\$370,450.27

WIRELESS REVENUE
Oklahoma Tax Commission
September 2018

PSAP	9/12/2017	10/12/2017	11/12/2017	12/12/2017	2017 TOTALS	8/12/2018	09/12/2018	10/12/2018	2018 TOTALS
Garvin Co Sheriff 911	\$13,608.15	\$13,943.71	\$14,010.72	\$13,666.10	\$136,635.58	\$14,077.36	\$14,196.87	\$14,486.51	\$128,094.74
Garvin Co Paul's Valley	\$3,763.78	\$3,856.60	\$3,875.13	\$3,779.81	\$37,791.09	\$3,924.58	\$3,957.90	\$4,038.65	\$35,522.81
Tuttle 911 ACOG	\$4,051.45	\$4,151.36	\$4,171.31	\$4,068.71	\$40,679.52	\$4,317.29	\$4,353.94	\$4,442.77	\$38,518.80
City of Chickasha	\$9,760.41	\$10,001.09	\$10,049.15	\$9,801.98	\$98,001.51	\$10,093.14	\$10,178.83	\$10,386.49	\$91,864.07
Grady County	\$19,253.52	\$19,728.29	\$19,823.09	\$19,335.52	\$193,319.13	\$19,990.88	\$20,160.59	\$20,571.90	\$181,457.73
Grant/Woods Co 911	\$2,779.16	\$2,847.70	\$2,861.38	\$2,791.00	\$27,904.80	\$2,884.75	\$2,909.24	\$2,968.60	\$26,190.08
Greer Co 911 Tr Auth	\$3,921.82	\$4,018.53	\$4,037.84	\$3,938.52	\$39,377.88	\$3,929.66	\$3,963.02	\$4,043.87	\$36,530.58
Hollis PD SWOR 911 Tru	\$1,774.79	\$1,818.55	\$1,827.29	\$1,782.35	\$17,820.15	\$1,793.53	\$1,808.76	\$1,845.66	\$16,577.66
Harper County	\$2,319.26	\$2,376.45	\$2,387.87	\$2,329.14	\$23,287.05	\$2,368.33	\$2,388.43	\$2,437.16	\$21,737.82
Stigler/Haskell Co 911	\$8,419.59	\$8,627.21	\$8,668.67	\$8,455.45	\$84,538.76	\$8,526.74	\$8,599.12	\$8,774.56	\$78,699.58
Hughes County	\$8,768.38	\$8,984.60	\$9,027.77	\$8,805.72	\$88,040.81	\$8,776.70	\$8,851.21	\$9,031.79	\$81,646.96
Altus/Jackson Co 911	\$16,131.74	\$16,529.54	\$16,608.97	\$16,200.45	\$161,974.28	\$16,395.57	\$16,534.75	\$16,872.09	\$150,963.85
Jefferson County	\$4,031.70	\$4,131.12	\$4,150.97	\$4,048.87	\$46,887.53	\$4,064.16	\$4,098.66	\$4,182.28	\$37,628.00
Johnston County E911	\$7,052.85	\$7,226.77	\$7,261.50	\$7,082.89	\$64,409.36	\$7,122.74	\$7,183.21	\$7,329.76	\$65,864.23
City of Blackwell	\$5,370.05	\$5,502.47	\$5,528.91	\$5,392.92	\$53,919.14	\$5,496.70	\$5,543.36	\$5,656.46	\$50,371.51
Ponca City 911	\$22,992.61	\$23,559.59	\$23,672.80	\$23,090.53	\$230,862.31	\$23,383.81	\$23,582.32	\$24,063.44	\$215,215.09
City of Tonkawa	\$2,353.83	\$2,411.88	\$2,423.46	\$2,363.86	\$23,634.16	\$2,393.70	\$2,414.02	\$2,463.27	\$22,031.76
Kingfisher County	\$8,886.90	\$9,106.05	\$9,149.80	\$8,924.75	\$89,230.88	\$10,670.47	\$10,761.06	\$10,980.60	\$88,127.56
Hobart SWOR Trust Auth	\$5,737.35	\$5,878.83	\$5,907.08	\$5,761.78	\$57,607.11	\$5,820.89	\$5,870.31	\$5,990.07	\$53,660.02
Latimer Co E911 Trust	\$6,873.21	\$7,042.70	\$7,076.54	\$6,902.49	\$69,011.99	\$6,917.19	\$6,975.91	\$7,118.23	\$64,113.53
Leflore Co 911	\$24,699.49	\$25,308.56	\$25,430.18	\$24,804.69	\$248,000.65	\$24,745.30	\$24,955.36	\$25,464.50	\$230,057.64
Leflore Co Poteau PD	\$5,330.54	\$5,461.98	\$5,488.23	\$5,353.24	\$53,522.43	\$5,456.73	\$5,503.05	\$5,615.33	\$50,002.33
Town of Pocola	\$2,524.21	\$2,586.46	\$2,598.88	\$2,534.96	\$25,344.89	\$2,539.62	\$2,561.18	\$2,613.43	\$23,543.67
Lincoln Co 911 Tr AUTH	\$21,825.88	\$22,364.08	\$22,471.55	\$21,918.83	\$219,147.49	\$22,567.94	\$22,759.52	\$23,223.85	\$205,417.16
Guthrie 911 ACOG	\$28,875.03	\$29,587.06	\$29,729.24	\$28,998.01	\$289,926.03	\$20,457.19	\$20,630.85	\$21,051.76	\$243,289.52
Love Co Comm Centre	\$6,515.17	\$6,675.83	\$6,707.91	\$6,542.92	\$65,416.99	\$6,702.75	\$6,759.65	\$6,897.56	\$61,215.62
Newcastle 911 ACOG	\$5,729.32	\$5,870.60	\$5,898.81	\$5,753.73	\$57,526.52	\$6,045.48	\$6,096.80	\$6,221.19	\$54,289.91
Blanchard McClain Co	\$5,129.91	\$5,256.41	\$5,281.67	\$5,151.76	\$51,507.97	\$5,412.32	\$5,458.27	\$5,569.63	\$48,607.95
McClain Co Comm Centre	\$14,534.12	\$14,892.52	\$14,964.09	\$14,596.02	\$145,933.03	\$15,170.48	\$15,299.27	\$15,611.40	\$137,220.62
McCurtain Co E911	\$20,765.94	\$21,278.01	\$21,380.26	\$20,854.39	\$208,504.99	\$21,293.37	\$21,474.13	\$21,912.24	\$194,900.48
Checotah McIntosh Co	\$2,170.49	\$2,224.01	\$2,234.70	\$2,179.73	\$21,793.27	\$2,156.43	\$2,174.73	\$2,219.10	\$20,161.72
Eufaula PD McIntosh Co	\$1,757.50	\$1,800.84	\$1,809.50	\$1,764.99	\$17,646.60	\$1,775.77	\$1,790.84	\$1,827.38	\$16,415.30
McIntosh Co Trust AUTH	\$9,091.85	\$9,316.05	\$9,360.82	\$9,130.57	\$91,288.74	\$9,121.20	\$9,198.63	\$9,386.30	\$84,721.75
Enid/Garfield/MajorCo	\$5,003.36	\$5,126.74	\$5,151.37	\$5,024.67	\$50,237.32	\$5,105.26	\$5,148.60	\$5,253.64	\$46,883.15
Marshall County	\$10,332.04	\$10,586.82	\$10,637.70	\$10,376.05	\$103,741.14	\$10,675.55	\$10,766.18	\$10,985.83	\$97,217.85
Mayes Co Pryor PD	\$5,824.39	\$5,968.02	\$5,996.69	\$5,849.20	\$58,481.07	\$6,102.58	\$6,154.39	\$6,279.95	\$55,059.85
Mayes County	\$20,264.68	\$20,764.39	\$20,864.17	\$20,350.99	\$203,471.97	\$20,621.50	\$20,796.56	\$21,220.85	\$189,717.64
Murray County	\$8,950.49	\$9,171.20	\$9,215.27	\$8,988.61	\$89,869.33	\$9,187.81	\$9,265.81	\$9,454.85	\$84,035.79
Muskogee City County	\$44,140.05	\$45,228.51	\$45,445.85	\$44,328.05	\$443,197.86	\$45,062.91	\$45,445.46	\$46,372.63	\$413,679.63

WIRELESS REVENUE
Oklahoma Tax Commission
September 2018

PSAP	9/12/2017	10/12/2017	11/12/2017	12/12/2017	2017 TOTALS	8/12/2018	09/12/2018	10/12/2018	2018 TOTALS
Perry Noble Co	\$6,815.19	\$6,983.24	\$7,016.80	\$6,844.21	\$55,578.75	\$6,955.25	\$7,014.30	\$7,157.40	\$63,864.45
Nowata County	\$6,665.18	\$6,829.53	\$6,862.35	\$6,693.56	\$66,923.16	\$6,874.05	\$6,932.40	\$7,073.84	\$62,676.46
Okfuskee County	\$7,909.07	\$8,104.10	\$8,143.05	\$7,942.76	\$79,412.78	\$8,109.92	\$8,178.76	\$8,345.62	\$74,231.15
Bethany 911 ACOG	\$12,471.05	\$12,778.57	\$12,839.98	\$12,524.16	\$125,218.29	\$13,444.20	\$13,558.33	\$13,834.95	\$119,036.33
City of Oklahoma City	\$398,726.68	\$408,558.86	\$410,522.11	\$400,424.80	\$4,003,501.77	\$420,345.25	\$423,913.60	\$432,562.27	\$3,777,089.59
Del City 911 ACOG	\$13,680.37	\$14,017.72	\$14,085.08	\$13,738.64	\$137,360.78	\$14,371.10	\$14,493.10	\$14,788.79	\$129,438.04
Edmond 911 ACOG	\$56,627.77	\$58,024.16	\$58,302.99	\$56,868.95	\$568,583.51	\$69,159.82	\$69,746.93	\$71,169.90	\$565,088.09
Midwest City 911 ACOG	\$35,932.20	\$36,818.26	\$36,995.18	\$36,085.24	\$360,785.10	\$37,656.58	\$37,976.25	\$38,751.04	\$339,703.45
Nichols Hills 911 ACOG	\$2,407.54	\$2,466.91	\$2,478.76	\$2,417.79	\$24,173.41	\$2,492.67	\$2,513.84	\$2,565.12	\$22,668.81
Oklahoma Co 911 ACOG	\$32,385.09	\$33,183.68	\$33,343.14	\$32,523.02	\$325,169.60	\$34,073.32	\$34,362.57	\$35,063.63	\$306,575.16
The Village 911 ACOG	\$5,790.44	\$5,933.23	\$5,961.74	\$5,815.10	\$58,140.16	\$6,023.91	\$6,075.05	\$6,198.99	\$54,608.37
Warr Acres 911 ACOG	\$6,583.07	\$6,745.41	\$6,777.82	\$6,611.11	\$66,098.80	\$7,001.57	\$7,061.00	\$7,205.06	\$62,547.15
City of Henryetta	\$6,496.65	\$6,656.85	\$6,688.84	\$6,524.32	\$65,231.04	\$6,664.05	\$6,720.62	\$6,857.74	\$60,982.09
Okmulgee County 911	\$18,025.67	\$18,470.17	\$18,558.92	\$18,102.44	\$180,990.69	\$18,584.99	\$18,742.76	\$19,125.14	\$169,488.83
Osage County	\$20,630.75	\$21,139.49	\$21,241.07	\$20,718.62	\$207,147.57	\$21,358.08	\$21,539.39	\$21,978.83	\$194,247.51
Ottawa Co E911 Govern	\$21,493.76	\$22,023.78	\$22,129.61	\$21,585.30	\$215,812.80	\$21,832.63	\$22,017.97	\$22,467.18	\$201,104.32
City of Cleveland	\$5,017.56	\$5,141.29	\$5,165.99	\$5,038.93	\$50,379.88	\$7,190.63	\$7,251.67	\$7,399.62	\$53,288.99
City of Pawnee	\$5,134.85	\$5,261.47	\$5,286.75	\$5,156.72	\$51,557.56	\$3,306.01	\$3,334.08	\$3,402.10	\$42,258.88
Cushing PD Payne Co	\$4,695.93	\$4,811.73	\$4,834.85	\$4,715.93	\$47,150.53	\$4,764.57	\$4,805.01	\$4,903.05	\$43,920.68
OSU PD Payne Co	\$4,047.75	\$4,147.56	\$4,167.50	\$4,064.99	\$40,642.33	\$4,175.82	\$4,211.27	\$4,297.18	\$38,067.01
Payne Co 911Comm Agncy	\$14,383.50	\$14,738.18	\$14,809.00	\$14,444.76	\$144,420.65	\$14,766.99	\$14,892.35	\$15,196.18	\$135,052.54
Stillwater PD Payne Co	\$26,170.56	\$26,815.90	\$26,944.76	\$26,282.02	\$262,771.22	\$27,416.25	\$27,648.99	\$28,213.08	\$247,385.79
Yale PD Payne Co	\$746.34	\$764.74	\$768.42	\$749.52	\$7,493.77	\$754.97	\$761.38	\$776.91	\$6,973.55
Pittsburg County	\$28,171.29	\$28,865.96	\$29,004.67	\$28,291.27	\$282,859.93	\$28,900.81	\$29,146.16	\$29,740.79	\$264,446.37
Pontotoc Co Ada 911 Tr	\$24,289.59	\$24,888.55	\$25,008.15	\$24,393.04	\$243,884.96	\$24,659.02	\$24,868.35	\$25,375.71	\$227,222.31
City of Shawnee	\$19,109.68	\$19,580.91	\$19,675.00	\$19,191.07	\$191,874.92	\$22,244.38	\$22,433.21	\$22,890.89	\$187,380.43
Pottawatomie Co 911 Sys	\$26,045.24	\$26,687.50	\$26,815.74	\$26,156.17	\$261,512.95	\$24,024.59	\$24,228.53	\$24,722.84	\$236,325.38
Pushmataha County	\$7,173.23	\$7,350.11	\$7,385.43	\$7,203.78	\$72,024.36	\$7,246.46	\$7,307.97	\$7,457.07	\$66,994.88
Roger Mills Co SWOR Tr	\$2,457.54	\$2,518.14	\$2,530.24	\$2,468.01	\$24,675.48	\$2,466.66	\$2,487.60	\$2,538.35	\$22,904.02
City of Claremore	\$11,506.80	\$11,790.55	\$11,847.20	\$11,555.81	\$115,536.53	\$0.00	\$0.00	\$0.00	\$72,258.22
Rogers County	\$39,655.24	\$40,633.11	\$40,828.36	\$39,824.13	\$398,167.12	\$52,971.71	\$53,421.40	\$54,511.29	\$409,472.83
Seminole County	\$15,768.14	\$16,156.97	\$16,234.61	\$15,835.30	\$158,323.47	\$16,032.67	\$16,168.78	\$16,498.65	\$147,581.38
Sequoyah County	\$27,104.56	\$27,772.93	\$27,906.39	\$27,220.00	\$272,149.24	\$27,459.39	\$27,692.50	\$28,257.47	\$253,381.62
City of Duncan	\$14,690.92	\$15,053.19	\$15,125.52	\$14,753.49	\$147,507.41	\$14,697.83	\$14,822.61	\$15,125.02	\$136,773.57
City of Marlow	\$2,929.17	\$3,001.40	\$3,015.83	\$2,941.65	\$29,411.00	\$2,917.11	\$2,941.87	\$3,001.89	\$27,230.09
Stephens County	\$10,791.33	\$11,057.43	\$11,110.57	\$10,837.29	\$108,352.69	\$10,981.34	\$11,074.57	\$11,300.51	\$101,028.25
Guymon PD Texas Co	\$7,488.68	\$7,673.34	\$7,710.22	\$7,520.57	\$75,191.71	\$7,594.12	\$7,658.59	\$7,814.84	\$70,028.87
Texas County	\$6,078.11	\$6,227.99	\$6,257.92	\$6,103.99	\$61,028.58	\$6,216.14	\$6,268.91	\$6,396.81	\$56,997.09
Tillman County	\$4,793.47	\$4,911.67	\$4,935.28	\$4,813.89	\$48,129.89	\$4,810.88	\$4,851.72	\$4,950.71	\$44,673.46

WIRELESS REVENUE
Oklahoma Tax Commission
September 2018

PSAP	9/12/2017	10/12/2017	11/12/2017	12/12/2017	2017 TOTALS	8/12/2018	09/12/2018	10/12/2018	2018 TOTALS
Tulsa County	\$29,250.36	\$29,971.64	\$30,115.67	\$29,374.93	\$293,694.59	\$30,035.17	\$30,290.15	\$30,908.12	\$274,658.53
City of Bixby	\$14,924.27	\$15,292.29	\$15,365.77	\$14,987.83	\$149,850.37	\$16,040.29	\$16,176.46	\$16,506.49	\$142,305.25
City of Broken Arrow	\$74,160.21	\$75,988.93	\$76,354.08	\$74,476.05	\$744,621.75	\$78,492.28	\$79,158.62	\$80,773.60	\$703,453.34
City of Collinsville	\$3,847.74	\$3,942.62	\$3,961.57	\$3,864.13	\$38,634.08	\$4,069.23	\$4,103.78	\$4,187.50	\$36,488.17
City of Glenpool	\$7,541.15	\$7,727.11	\$7,764.24	\$7,573.27	\$75,718.57	\$8,251.39	\$8,321.44	\$8,491.21	\$72,349.26
City of Jenks	\$12,413.64	\$12,719.75	\$12,780.87	\$12,466.51	\$124,641.85	\$13,196.14	\$13,308.16	\$13,579.67	\$117,924.43
City of Owasso	\$19,912.81	\$20,403.84	\$20,501.89	\$19,997.62	\$199,938.93	\$21,767.28	\$21,952.07	\$22,399.93	\$190,978.63
City of Sand Springs	\$12,055.59	\$12,352.87	\$12,412.23	\$12,106.94	\$121,046.81	\$12,768.53	\$12,876.93	\$13,139.64	\$101,138.37
City of Skiatook	\$4,452.71	\$4,562.51	\$4,584.44	\$4,471.68	\$44,708.43	\$4,602.79	\$4,641.86	\$4,736.56	\$41,903.32
City of Tulsa	\$254,153.95	\$260,421.15	\$261,672.57	\$255,236.39	\$2,551,888.20	\$266,020.20	\$268,278.49	\$273,751.87	\$2,401,773.15
City of Coweta	\$6,078.73	\$6,228.62	\$6,258.55	\$6,104.61	\$61,034.77	\$5,851.98	\$5,901.66	\$6,022.06	\$55,897.89
City of Wagoner	\$4,970.64	\$5,093.21	\$5,117.69	\$4,991.81	\$49,908.81	\$5,306.37	\$5,351.42	\$5,460.60	\$47,286.88
Wagoner County	\$16,050.87	\$16,446.67	\$16,525.70	\$16,119.23	\$161,162.28	\$16,807.31	\$16,949.99	\$17,295.80	\$151,703.22
City of Bartlesville	\$32,706.72	\$33,513.23	\$33,674.28	\$32,846.01	\$328,398.93	\$33,590.52	\$33,875.67	\$34,566.80	\$307,132.41
Washita Co SWOR Trust	\$5,515.11	\$5,651.11	\$5,678.27	\$5,538.60	\$55,375.71	\$5,501.77	\$5,548.48	\$5,661.68	\$51,297.86
Woods County	\$5,904.02	\$6,049.61	\$6,078.68	\$5,929.17	\$59,280.64	\$6,075.93	\$6,127.51	\$6,252.53	\$55,479.21
Woodward County	\$13,542.71	\$13,876.66	\$13,943.35	\$13,600.39	\$135,978.56	\$13,954.28	\$14,072.74	\$14,359.85	\$127,311.01
MONTHLY TOTALS	\$2,461,672.15	\$2,522,374.75	\$2,534,495.65	\$2,472,156.41		\$2,549,530.83	\$2,571,174.21	\$2,623,630.93	
YEAR - to - DATE TOTALS		\$19,546,707.50			\$24,553,359.56			\$17,979,723.22	\$23,167,726.22
Percentage Comparison	Mar - Oct 10/18	91.98%		2017/2018	79.61%	99.93%	95.74%	96.14%	94.36%



911 REGISTRATION FORM

OKLAHOMA 9-1-1 MANAGEMENT AUTHORITY



PART I | PSAP CONTACTS

***TELL US:**

1. Name of person completing Part I
2. Title of person completing Part I
3. Phone number of person completing Part I
4. Email address of person completing Part I

***A. MAIN PSAP CONTACT INFORMATION**

1. What is the name of the Public Safety Answering Point? (PSAP) (on file with the Oklahoma Tax Commission)
2. What is the 24x7 Phone Number? (no dashes e.g. 5554443333)
3. What is the PSAP email address?
4. What is the building address?
5. What is the mailing address?

***B. MANAGEMENT CONTACT INFORMATION (9-1-1 Coordinator, Supervisor, PSAP manager)**

1. The name of the person, agency, office, or group that manages the PSAP?
2. If a person is managing the PSAP, what is their title or position?
3. What is the contact phone number? (no dashes e.g. 5554443333)
4. What is the person's email address?
5. What is the mailing address?

***C. OPERATIONS/DISPATCH MANAGER CONTACT INFORMATION**

1. What is the name of the person in the manager role over the PSAP?
2. The Title or position of that person?
3. What is the person's office phone Number? (no dashes e.g. 5554443333)
4. What is the person's mobile phone Number? (no dashes e.g. 5554443333)
5. What is the person's email address?
6. What is the mailing address?

***D. FINANCIAL CONTACT INFORMATION (City/County Clerk, Treasurer, CPA, Chief Financial Officer, who receives monthly revenue checks, and/or balances the books)**

1. What is the name the governing body, group, office, or agency that receives 9-1-1 fees?
2. What is the name of the person who manages the 9-1-1 fees?
3. What is the person's title or position?
4. What is the person's Office Phone Number? (no dashes e.g. 5554443333)
5. What is the person's email address?
6. What is the mailing address?

***E. TECHNOLOGY CONTACT INFORMATION (Handles equipment, network, software other than GIS)**

1. What is the name of the person, group, office, agency, or business that provides tech, software, network support?
2. What is the person's title or position?
3. What is the person's office phone number? (no dashes e.g. 5554443333)
4. What is the person's mobile phone number? (no dashes e.g. 5554443333)
5. What is the email Address?
6. What is the mailing Address?

*F. GIS/ADDRESSING CONTACT INFORMATION (assessor, city manager, GIS)

1. What is the name of the person, group, office, agency, or business that provides GIS support to the PSAP?
2. What is the person's title or position?
3. What is the office phone number? (no dashes e.g. 5554443333)
4. What is the person's mobile phone number? (no dashes e.g. 5554443333)
5. What is the person's email address?
6. What is the mailing address?




If you have questions – PLEASE call us at 405.521.2481, email us at 911@oem.ok.gov, or visit our website www.ok.gov/911 to read the Fact Sheet or watch the webinar. **Don't skip those questions** – we're here and happy to help! 😊



*This completes Part one: PSAP Contact Information.
Thank you.*

PART I | PSAP CONTACT INFORMATION


2019 REGISTRATION FORM
OKLAHOMA 9-1-1 MANAGEMENT AUTHORITY

 **PART II | STAFFING, 9-1-1 EQUIPMENT, and DATA**

*** TELL US:**

1. Name of person completing Part II
2. Title of person completing Part II
3. Phone number of person completing Part II
4. Email address of person completing Part II

*** A. GOVERNING BODY or AGENCY that MANAGES the PSAP**

1. What type of governing body or agency manages or oversees 9-1-1 wireless funding?

- City Council/Mayor/City Manager
- Council of Government (COG)

- County Commissioners

- Tribal Authority

- Trust Authority

- Combination (choose all that apply)

- Other (please describe below)

▪ < 100

2. Does the PSAP have an inter-local agreement with other counties, cities, tribal, or other entities concerning the operation of PSAP?

- Yes
 - If yes, please tell us what entity you are in an agreement with. < 100

- No

*** B. OPERATIONS INFORMATION**

1. Type of calls the PSAP answers?

- Primary for landline, wireless and VOIP calls - receives the initial 9-1-1 call routed to the PSAP by landline, cell, VoIP provider.

- Primary for landline calls only - receives the initial landline 9-1-1 routed to you by the landline provider. Wireless and VoIP calls are answered elsewhere and may be transferred to you for dispatch.

- Secondary - Only receives 9-1-1 calls transferred from primary PSAP for dispatch response. Does not receive an initial 9-1-1 call from a citizen.

Other (please explain)

- If other, please describe. <100

2. Does your PSAP operate 24 hours per day, 7 days a week, 365 days per year?

Yes

No

3. If you do not operate 24 hours per day, 7 days a week, 365 days per year where do you transfer calls to when you are down?

***C. STAFFING NUMBERS**

1. How many **Full-time** Call – Taker and/or Dispatcher positions was the PSAP approved for in the budget on July 1, 2018?

2. At the time this report was completed (today's date), how many **Full – time** Call – Taker and/or Dispatcher did you have on staff that are fully trained and working on their own?

3. How many **Part-Time** Call – Taker and/or Dispatcher positions was the PSAP approved for in the budget on July 1, 2018?

4. At the time this report was completed (today's date), how many **Part-time** Call – Taker and/or Dispatcher positions did you have on staff that is fully trained and working on their own?

5. How many 9-1-1 Supervisor(s) positions does the PSAP have on staff? (if supervisors were included in the count in the above questions ***DO NOT*** count them here)

6. Please provide the total number of active telecommunicators also known as call taker or a dispatcher in your jurisdiction that were funded through the collection of 9-1-1 or E9-1-1 fees?

***D. TYPES of 9-1-1 CALLS the PSAP can RECEIVE (check all that apply)**

Basic 9-1-1 (no caller location is available)

Enhanced 9-1-1 (caller location is available)

VoIP

Wireless Phase I (only cell tower location is available)

Wireless Phase II

Text to 9-1-1

***E. 9-1-1 EQUIPMENT**

1. Who is the PSAPs 9-1-1 Call Taking Equipment Vendor? (supplier, example: ATT)

2. What brand is the PSAPs Call Taking 9-1-1 Equipment? (example: Motorola)

3. What version is the PSAPs Call Taking 9-1-1 Software? (example: Vesta 2.0.3.1)

4. When was the last update, replacement, purchase, or refresh of the 9-1-1 equipment? (list

the year of update)

5. The number of 9-1-1 Call Taking positions? (Full positions with mapping at each position)
6. The number of limited 9-1-1 Call Taking positions? (dark positions, and/or positions that can answer a voice call but may not have full capabilities)
7. Explain the disaster plan if you lose the ability to answer 9-1-1 calls or have to evacuate? (<400)
8. Where is the 9-1-1 software for the PSAP hosted?
9. What **vendor** is used for the PSAPs recording software?
10. What **version** is being used for the PSAPs recording software?
11. Do Call Takers use scripted protocols during calls?

Yes:

- What vendor is used for Police?
- What vendor is used for Fire?
- What vendor is used for EMS?

No

***F. 9-1-1 CALL DATA**

1. List the total number of all 9-1-1 calls received in the PSAP from July 1, 2017 – June 30, 2018.
2. List the total number of all Landline 9-1-1 calls received in the PSAP from July 1, 2017 – June 30, 2018.
3. List the total number of all Wireless 9-1-1 calls received in the PSAP from July 1, 2017 – June 30, 2018.
4. List the total number of all “other” 9-1-1 calls received in the PSAP from July 1, 2017 – June 30, 2018.
5. List the total number of 9-1-1 hang-ups or 9-1-1 abandoned calls?
6. List the total number of 9-1-1 Telematics (telematics are automated data from devices, such as vehicles, transportation, sensors, instruments, etc. that connect to 9-1-1)



#1 = _____ should equal total of numbers #2 through #6 = _____

Add the totals of question #2 through #6, they should equal the total of #1, if not review the call numbers again and re-add the totals.



HELP: If you need help, refer to the fact sheet, the instructional video, or the webinar. You can also contact the Oklahoma 9-1-1 Management Office, we glad to help you work through these questions, so you are able to turn the Registration Form in on time.

7. List the total number of text to 9-1-1 messages? (enter 0 if you do not receive text to 9-1-1)
8. List the total number of 9-1-1 calls that were transferred to another PSAP? (all calls, 9-1-1 type does not matter)

Administrative or 7-digit

9. List the total number of all **incoming** administrative line, or **incoming** 10-digit calls?



10. List the total number of all **outgoing** administrative line, or **outgoing** 10-digit calls?

This completes Part two, Equipment and Data.

Thank you!

PART II | EQUIPMENT and DATA



Page 1

QUESTIONS: 405.521.2481 | 911@oem.ok.gov | www.ok.gov/911 | Fact Sheet | Webinar



1700 Diagonal Rd., Suite 500, Alexandria, VA 22314



QUOTE

Date: October 15, 2018

Prepared for: Lance Terry, Coordinator
Oklahoma 9-1-1 Management Authority Board
Oklahoma City, OK

NENA Course(s): Leadership in the 9-1-1

Center Proposed Date: TBD

Hours: 8 Hours per course

Students: Maximum of 40 students per
course. Cost:

Quantity	Description	Unit Cost	Total
1	Leadership in the 9-1-1 Center	\$3,500.00	\$3,500.00
	Total		\$3,500.00

This quote is good for as many as four (4) Leadership courses to be delivered in various locations around Oklahoma. No more than two (2) courses will be delivered in the same week. Payments can be combined or individual.

* Instructor Fees, Travel Expenses and materials are included in this price.

** Host agency is responsible for facility and A/V equipment fees and/or charges.

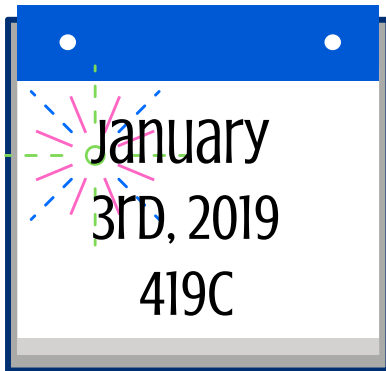
*** NENA may invite up to three complimentary outside registrants as its guests to any of the courses listed in the quote.

Questions or notices to proceed should be directed to NENA's Education Director, Ty Wooten, ENP, at twooten@nena.org or 317-473-5700.

OKLAHOMA 9-1-1 MANAGEMENT AUTHORITY

2019 BOARD MEETINGS

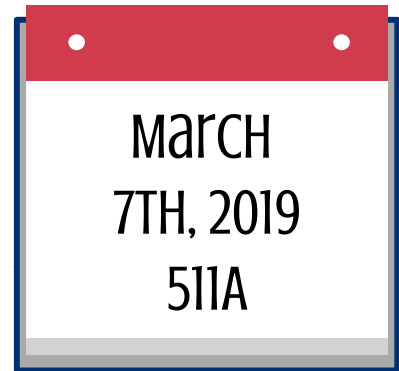
January
3RD, 2019
419C



February
7TH, 2019
419C



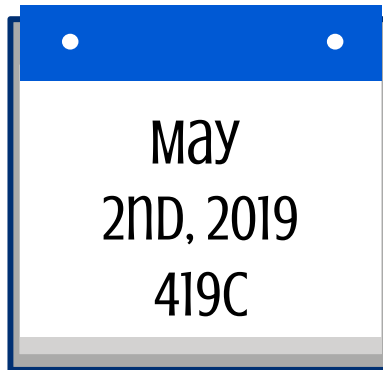
March
7TH, 2019
511A



APRIL
4TH, 2019
419C



May
2ND, 2019
419C



June
6TH, 2019
511A



• 2ND THURS •
JULY
11TH, 2019
511A



AUGUST
1ST, 2019
419C



September
5TH, 2019
511C



• OKPSC •
OCTOBER
8TH, 2019
TBA



NOVEMBER
7TH, 2019
511C



December
5TH, 2019
419C



WIRELESS LEGISLATION

Oklahoma State Statute Title 63 Section 2871

§63-2871. Regional Emergency Nine-One-One Services Act.

A. This act shall be known and may be cited as the "Regional Emergency 9-1-1 Services Act".

B. It is the purpose of the Regional Emergency 9-1-1 Services Act to encourage formation of emergency communication districts in order to provide efficient delivery of emergency 9-1-1 service throughout the state.

C. This act shall not apply to any 9-1-1 system or public agency participating in a 9-1-1 system that was established prior to January 1, 2017, and that had adopted Phase II 9-1-1 service by that date.

D. For the purposes of this section:

1. "District" means an emergency communication district;
2. "Emergency communication district" means a district formed pursuant to this act to deliver emergency 9-1-1 services on a regional basis;
3. "9-1-1 system" means an entity that processes emergency 9-1-1 calls through a public safety answering point;
4. "Participating public agency" means a public agency that is included in a district;
5. "Principal municipality" means the municipality with the largest population in a district; and
6. "Public agency" means any city, town, county, municipal corporation, public district, public trust, substate planning district, public authority or tribal authority located within this state which provides or has authority to provide firefighting, law enforcement, ambulance, emergency medical or other emergency services.

E. On or before December 31, 2017, all public agencies in this state shall form regional emergency communication districts for the purpose of creating an area-wide emergency 9-1-1 system for their respective jurisdictions. The territory of the district shall be coextensive with the territory of the regional substate planning district unless a different territory is approved by the Oklahoma 9-1-1 Management Authority. If a public agency is situated in more than one such territory, it shall become part of the district in which it is principally located. If, due to the effect of subsection C of this section, the majority of the participating public agencies located in the territory of a proposed district determine that it would be in the best interests of their citizens, they may request inclusion in an adjacent district.

F. The public agencies to be included in each district may form the district by entering into local cooperative agreements which shall establish a governance structure and provide for the joint implementation, funding, operation, and management of the

WIRELESS LEGISLATION

Oklahoma State Statute Title 63 Section 2871

district.

G. If the public agencies in a region are unable to develop a local cooperative agreement by December 31, 2017, they shall be included in an emergency communication district that is governed by a board of directors consisting of an appointee by each public agency that was authorized by its voters to fund a 9-1-1 system prior to the formation of the district, one appointee elected by a majority of the remaining public agencies in the district, and an additional appointee by the principal municipality in the district who shall serve as chair of the board.

H. Unless otherwise provided by agreement, any participating public agency that had been authorized by its voters to fund a 9-1-1 system prior to the formation of the district shall retain control of the property, operation, and funding of its system; provided, however, the district may contract with such participating public agency to include the agency's system in the district's master implementation plan. To the extent practicable, the district shall not duplicate the equipment or answering point services already provided by a participating public agency. A user of one or more communication services subject to the payment of fees or taxes for an emergency 9-1-1 system shall not be charged for more than one such fee or tax for each service.

I. An emergency communication district shall have power to make all contracts to carry out the purposes of the Regional Emergency 9-1-1 Services Act, purchase and convey real property, impose service fees authorized for public agencies for the provision of 9-1-1 service, appoint a manager of the district, and adopt rules and policies for the operation of the district.

J. Within one (1) year after the effective date of the formation of the district, the board of directors shall submit its master plan to deliver Phase II emergency 9-1-1 service throughout its territory to the Oklahoma 9-1-1 Management Authority for approval. The Authority shall have the power to prescribe the terms of the plan and to approve or disapprove the master plan. Additionally, the Authority shall have the power to request the Tax Commission to escrow the wireless fees attributable to the public agencies which have not submitted a master plan or which have not complied with the terms of the master plan.

K. An emergency communication district shall operate on a fiscal year beginning July 1. It shall adopt an annual budget and cause to be prepared an independent financial audit annually. As soon as practicable after the end of the fiscal year, the district shall deliver to each participating public agency an annual report showing in detail the operations of the

WIRELESS LEGISLATION

Oklahoma State Statute Title 63 Section 2871

district.

Added by Laws 2009, c. 291, § 1, eff. July 1, 2009. Amended by Laws 2016, c. 324, § 11, eff. Nov. 1, 2016. Renumbered from § 2849 of this title by Laws 2016, c. 324, § 13, eff. Nov. 1, 2016.